

AUTHENTIC COLLECTION

Sash Windows



Standard Specification

- 147mm Featured Outerframe
- Putty Line 3 Chamber Slim Top Sash**
- Putty Line 3 Chamber Large Bottom Sash
- 147 Cill Profile
- Black Concealed Gaskets
- White Spacer Bars
- Tilt Restrictors to All Sliding Sashes
- 2 Part 'Lift In/Lift Out' Pivot Bars
- Ultralift Balances (10 Year Warranty)
- Balance Retaining Clips
- Brass Effect Tilt Latch Knobs on Bottom Sash**
- Brass Effect Locking Cam, CC9 with Single Face Fixed Keep
- 1 No. Brass Effect Pole Eye
- 2 No Brass Effect Scroll Handles
- 4:16:4 Low Emissivity Glass
- Cill Gaskets
- Access Slots
- Concealed Drainage

** Depending on Size/Weight of the Sash

System U Value 1.8W/m² K


Optional Extras

- 133mm Featured Outerframe (with 147mm cill)
- Real Feel Plant on Georgian Bar with Duplex Bars in Cavity
- Putty Line 3 Chamber Deep Bottom Rail
- 2 Piece Projection Cill (27/62/102/142mm projection)
- Bay Cills, Posts & Trims
- Plant On Decorative Horns
- Trickle Vents, in Upper Sash Only (additional pole eye supplied)
- 2 No. Brass Effect, White or Chrome Limit Stops, LS5
- K3, 2 stage Keeps
- Non Locking Cams, CC8
- Brass Effect or White 'D' Handles
- Chrome or White Fittings
- Fixing Lugs
- Arched Head or Arched Infill
- Georgi Clips® Patent GB 2359325
- Sash Secure® Upgrade
- BFRC, C Rated Upgrade
- Sashminder Magnetic Locking Device

N.B. Due to continued improvements of our products we reserve the right to alter specifications without notice.




Features and Benefits



Georgian plant on bar with housing crossover joints
Bars are locked together and cannot become detached. (A)

Georgi Clips® (Exclusive)
Secures bars so they cannot fall off. BBA endorsed. (B)



Balance Retaining Clip (Exclusive)
Balance is held into place in the balance shoe ensuring it will not become detached.


Cill Pads
Ensures seal between bottom of jambs and cills, to prevent leaks.

Continuous cill on all multilight windows
Cills do not have to be butted together, meaning no on site assembly and no water ingress.

Vacuum packed handles with fixing templates
Handles are protected from damage therefore no costly errors or remakes needed.

BBA
The first manufacturer of vertical sliders to have system status testing to BBA endurance standards.

Slim top sash/large lower sash**
Gives equal glass sizes, achieving a balanced and traditional appearance.



Duplex bars
Gives single glazed appearance for a traditional look.

All sashes internally glazed
Units cannot be removed from the outside giving the homeowner added peace of mind.

White/Brass Effect/Chrome finish fittings
Fully suited window fittings giving your client more choices.

Two part lift in/out pivot bars
Allows simple removal of sashes for easier on site handling.

Decorative horns
Allows like for like replacement. (C)

2 key locking limit stops
Restricts initial opening to 100mm on both sashes for child safety. (D)

Trickle ventilator in sash
To comply with building regulations.




Foam baffles (Exclusive)
Reduces the possibility of draughts.

Lifting straps
For safe movement on site.

Deep Bottom Rail Option
To give a more traditional appearance.

Packers
Available in PVC 15mm, 30mm or 50mm.

** Depending on Size/Weight of the Sash



Telephone: 01376 510 410 Fax: 01376 510 400

Masterframe Windows Ltd 4 Crittall Road, Witham, Essex, CM8 3DR Registered in England 2272659